



**plans.label.author:** Алпысбаева Гульнара Болатбековна

**plans.label.category:** Английский язык

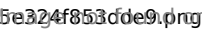

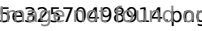
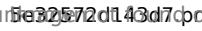

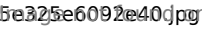
**plans.label.class:** 9 класс

**plans.label.section:** Charities and Conflict

**plans.label.theme:** Conflicts

Цели обучения (ссылка на учебную программу):	9.S.3.1 express and justify their own point of view on a range of general and curricular topics 9.R.2.1 understand specific information and detail in texts on a range of familiar general and curricular topics, including some extended texts
Цели урока:	<b>All learners will be able to:</b> - make 3-4 sentences to get information from the text using active vocabulary on the topic "Charity and Conflicts". <b>Most learners will be able to:</b> - give their point of view in 5-7 sentences on the topic "Charity and Conflicts" using active vocabulary. <b>Some learners will be able to:</b> - express their own opinion in 8-9 sentences using active vocabulary according to the topic "Charity and Conflicts".
Критерии успеха:	Learners can express and justify their own point of view according to the topic "Charity and Conflicts" using active vocabulary.
Привитие ценностей:	Responsibility helping one another, support, respect each other Mangelik El
Навыки использования ИКТ:	Smart board for presenting a video
Межпредметная связь:	History, Fundamentals of state and human right.
Предыдущие знания:	The unit 3 "Earth and our place in it"

### plans.stages

plans.schedule.stages	plans.schedule.activity	plans.schedule.resources
Начало урока (1 min)	<b>Activity 1. Greetings: "Elbows" method.</b> Learners demonstrate greetings of different countries, for example in Japan, in China, in KZ, in England and so on.	
Начало урока (2 min)	<b>Activity 2: Guessing the theme of the lesson. (Forecasting strategy).</b> Learners watch the extracts of films, then they are asked to guess title of the lesson.  type unknown  type unknown	<a href="https://www.youtube.com/watch?v=YIVpypAI2NI&amp;t=5s">https://www.youtube.com/watch?v=YIVpypAI2NI&amp;t=5s</a> <a href="https://www.youtube.com/watch?v=e6b9urtUjt0">https://www.youtube.com/watch?v=e6b9urtUjt0</a>
Начало урока (1 min)	<b>Activity 3: Division into groups. Puzzle technology.</b> Learners are divided into 3 groups by choosing color cards on the backsides of which there are pictures.  type unknown  type unknown  type unknown War, famine- <b>red</b> . Unemployment Charity- <b>green</b> homeless- <b>grey</b>  type unknown	<a href="http://hronika.info/uploads/posts/2015-09/1441549125_foto13.jpg">http://hronika.info/uploads/posts/2015-09/1441549125_foto13.jpg</a>  Handout 1
Середина урока (2 min)	<b>Activity 1: Matching method. Group work.</b> <b>Task 1. Match the word with definition and picture.</b> Groups are given handout 2, where the learners match word with appropriate picture and definition.	Handout 2 <a href="https://en.oxforddictionaries.com/">https://en.oxforddictionaries.com/</a>

plans.schedule.s tages	plans.schedule.activity	plans.schedule.resources
Середина урока (2 min)	5e325f2df0a1a.jpg  Image not found or type unknown	Handout 3
Середина урока (5 min)	<b>Criteria based</b> assessment: group assessment. Learners assess each other according to the card withcriteriaes. 5e325fe99e757.jpg  Image not found or type unknown	<a href="https://www.youtube.com/watch?time_continue=29&amp;v=ULUo0048xZE">https://www.youtube.com/watch?time_continue=29&amp;v=ULUo0048xZE</a>
Середина урока (5 min)	<b>Activity 2. "Mind movies"</b> <b>Task 1.</b> Watch a video and state a social problem 5e3260d715199a581a1e.jpg  Image not found or type unknown  Learners watchvideo;determine social problem and share ideas with others.	<a href="https://www.youtube.com/watch?time_continue=83&amp;v=uC-Gon2p9M&amp;ab_channel=FilmSelectTrailer">https://www.youtube.com/watch?time_continue=83&amp;v=uC-Gon2p9M&amp;ab_channel=FilmSelectTrailer</a>
Середина урока (5 min)	<b>Task 2. Work in-group. Discuss about social problem "Homeless".</b> The 1st group make a short information about social problem. The 2nd group say reasons of social problem. The 3d group suggest solution of problem.	
Середина урока (1 min)	<b>Assessment criteria (group assessment) "Two stars one wish".</b> 5e326109e0932.jpg  Image not found or type unknown	
Середина урока (3 min)	<b>Activity 3. Useful language. "Unfinished sentence"</b> <b>Task 3. Express your opinion about social problem you like to discuss using next phrases:</b> I believe it is very important to because I think.... I don't think... Learners expressopinion about the social problem usinguseful language.	
Середина урока (4 min)	<b>Activity 1:Pre-reading (Scamming).</b> <b>Task1.</b> Look through the text and pay attention to words in bold then find the meaning of them in glossary 5e3261d340eea.jpg  Image not found or type unknown 5e32620909003.jpg  Image not found or type unknown	Laser for Kazakhstan Student's Book B1+ Grade 9 p53
Середина урока (5 min)	<b>Activity 2: While reading. "Questionnaires"</b> <b>Task 1.</b> Read the text. Answer the questions followed each paragraph. Name charity organizations in Kazakhstan.  The 1stgroup Have you ever heard about the charity event "The Road to School" organized by the presidential foundation?  The 2nd group Why do children need care,a safe environment and close attention paid to their health and development?  The 3d group How would you speak about your interests and needs?	

plans.schedule.stages	plans.schedule.activity	plans.schedule.resources
Середина урока (6 min)	<p><b>Activity 1:After reading. Web search. “Poster” (group work)</b> 5e3262a091f56.jpg</p> <p>Image not found or type unknown</p> <p><b>Task 1.</b>Go online and try to find some information about charity organization in Kostanay then present it others</p>	Laser for Kazakhstan Student’s Book B1+ Grade 9 p53
Середина урока (1min)	<p>Reflection: “My achievement”. Self- assessment Learners reflect on their achievements with the criteria based card. 5e3262fb4da9c.jpg</p> <p>Image not found or type unknown</p>	Handout 4
Конец урока (2min)	<p><b>Feedback “Live microphone”</b> What is it interesting for me What is it difficult for me What you given for me Learners give feedback speaking about their activities during the lesson 5e326354f12ba.jpg</p> <p>Image not found or type unknown</p>	