



plans.label.author: КАЛМАГАНБЕТОВА АЛЬФИРА АУБЕКЕРОВНА

plans.label.category: Ағылшын тілі

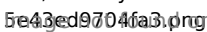
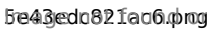
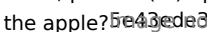

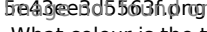
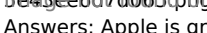
plans.label.class: 1-сынып

plans.label.section: All about me

plans.label.theme: Colours

Оқу мақсаттары (оқу бағдарламасына сілтемеу):	All learners will be able to: Understand simple greetings with support Pronounce basic words and expressions with support Make up 1-2 simple sentences using the names of the colours Most learners will be able to: Understand simple greetings with some support Pronounce basic words and expressions with some support Make up 2-3 simple sentences using the names of the colours Some learners will be able to: Understand simple greetings with support Pronounce basic words and expressions intelligibly Make up 3-4 simple sentences using the names of the colours
Сабақтың мақсаты:	1.L3 recognise with support simple greetings recognise the spoken form of a limited range of basic and everyday classroom words 1.S3 pronounce basic words and expressions intelligibly 1.S1 make basic personal statements and simple statements about objects
Бағалау критерийлері:	Summary evaluation What two things went really well (consider both teaching and learning)? 1: 2: What two things would have improved the lesson (consider both teaching and learning)? 1: 2: What have I learned from this lesson about the class or individuals that will inform my next lesson?
Бастапқы білім:	Previous learning Greetings and names: greeting phrases: Hello, Hi, How are you? What is your name? Nice to meet you, I'm fine, My name is ... His/her name is...

plans.stages

plans.schedule.stages	plans.schedule.activity	plans.schedule.resources
Сабақтың басы (7min)	<p>Beginning 3min T: Good morning children! How are you today? Well, we are fine, thank you! T- Children, what can you see in this picture?  type unknown</p> <p>Today our new theme of the lesson is Answer:  type unknown</p> <p>T: Now learners come to the table and take colour papers. Who takes red colour paper they are in the first group, blue colour in the second group. Take your seats, please. (W) Speaking. Activity 1 Answer the questions. T:- What colour is the apple?  type unknown</p> <p>What colour is the orange?  type unknown</p> <p>-What colour is an ice-cream?</p> <p> type unknown</p> <p>-What colour is the taxi?</p> <p> type unknown</p> <p>Answers: Apple is green Orange is orange Ice-cream is white Taxi is yellow</p>	PPT pictures

plans.schedule.stages	plans.schedule.activity	plans.schedule.resources
<p>Сабақтың ортасы (26min)</p>	<p>(G) Listening. Activity 2 Play "Colour Stand Up and Jump" T: Giving each group a colour. Tells the students to sit down. Says a colour (e.g. "red") and the students holding that colour have to quickly stand up, jump and then sit down. (Start off slowly and get faster and faster.)</p> <p>(I) Listening Activity 3 Demonstration. Pupils pronounce basic words. T: Look! Listen! Repeat! Learners should repeat after the teacher.</p> <p>(W) Listen, colour and say. Explain the activity 4. Teacher ask the learners to take out their red, yellow and green coloured pencils. The pupils listen and colour in the traffic lights. Play the CD, twice if necessary. The pupils listen and complete the activity.</p> <p>(W) Speaking. Activity 5 Play a game. "Tell the colour". Say what colour is missing. There are flashcards "Colours" on the board, students close their eyes & at this moment. T: take away one card. Students should find what colour is missing.</p> <p>(P) Speaking. Activity 6 Learners practice with each other at their desks, using their coloured pencils, to pronounce colours intelligibly. Partner A should name a colour or ask "What colour is it?" Partner B raises a pencil of that colour and says " It is red".</p> <p>(W) Listening. Activity 7 Sing the Colours song. (What colour is it? Red ! Stop! - Yellow! Get ready! - Green! Go!)</p> <p>G) Differentiation by task. Level A. Coloured the picture.</p> <p>5e43ef1cec898.png</p> <p>Image not found or type unknown</p> <p>Level B Match the colours with the alphabets and colour the airplane.</p> <p>5e43ef54842ae.png</p> <p>Image not found or type unknown</p> <p>Level C Colour by sum. Add. Then color all the sum using the color key below.</p> <p>5e43ef7593f29.png</p> <p>Image not found or type unknown</p> <p>W. Speaking. Activity 8 TPR Game "Touch the thing!" T: Touch red bag! Touch yellow desk! Touch green door! Touch blue pen! f)Formative assessment (I) Learning objective: 1.S3 pronounce familiar words and expressions intelligibly Level of thinking skills: Application Assessment criteria: Say topic words with clear pronunciation Say expressions clearly</p> <p>5e43ef0957e9a112511e43b4d9901feb7.png</p> <p>5e43ef0957e9a112511e43b4d9901feb7.png</p> <p>Image not found or type unknown</p> <p>Example: This is a ruler. It is blue.</p> <p>Descriptor: A learner • points to the school objects and names them; • names the colour of each school object clearly; • pronounces topic words and expressions intelligibly</p>	<p>Video Learn Colours with truck cars! https://www.youtube.com/watch?v=_Ulc18NIJMQ</p> <p>Play the CD</p> <p>TPR</p> <p>Activity Book 1 Ex.9p9</p> <p>https://yandex.kz/images?</p> <p>worksheet</p> <p>worksheet</p>
<p>Сабақтың соңы (2min)</p>	<p>Reflection has to do this 643b4d9901feb7.png</p> <p>5e43ef0957e9a112511e43b4d9901feb7.png</p> <p>Image not found or type unknown</p> <p>What is your favourite colour?</p> <p>How many colours do you know?</p> <p>Can you paint pictures with different colours?</p>	

plans.schedule.s tages	plans.schedule.activity	plans.schedule.resources
Рефлексия	Reflection Were the lesson objectives/learning objectives realistic? What did the learners learn today? What was the learning atmosphere like? Did my planned differentiation work well? Did I stick to timings? What changes did I make from my plan and why?	